

How to enroll your Plus Shoppers card in Community Rewards



community rewards

Where Shopping and Giving Come Together!

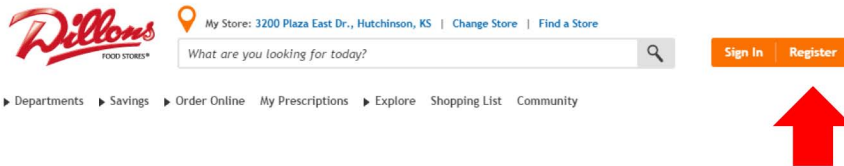
I don't currently have an online account.

Lets get you started with "How to Create an Online Account" below.

I already have an online account.

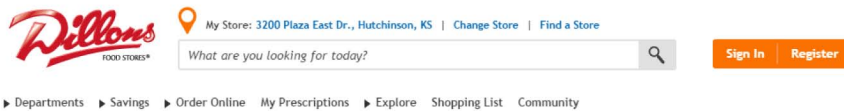
You can skip to page 2 "Enrolling Your Plus Card in Community Rewards".

How to Create an Online Account



Step 1:

To get started visit www.dillons.com. To create an account click on "Register" in the upper right hand corner of the page.



Step 2:

These fields are required:

- Email address
- Password
- Zip code & Preferred store

If you wish to receive email from us about exclusive promotions, savings, online coupons and your local weekly circular then you will need to check "Email me!" at the bottom of the page.

When complete click on "Create Account"

Create an Account

Sign In Information

* Email Address:

* Confirm Email Address:

* Password:

* Confirm Password:

Required

Select your preferred store

* Your Location:

Select Store:

Email me! Yes, please send me exclusive promotions, savings, online coupons and the weekly ad. Please Note: You'll still receive account-related emails, even if you don't check the email box above.

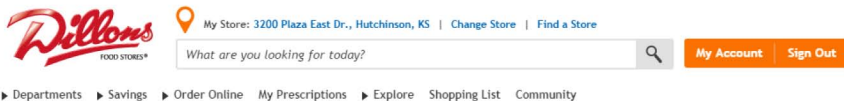
By creating an account, you agree to our [Terms and Conditions](#) and our [Privacy and Security](#) policies.

* Required Fields



- Password must be 6-12 characters long
- Password must have at least 1 letter and 1 number
- May have special characters

How to Create an Online Account



Departments Savings Order Online My Prescriptions Explore Shopping List Community

Create an Account - Add Plus Shopper's Card

Your account for myemail@cox.net was successfully created. A confirmation email will be sent to your inbox within 24 hours.


Add a Dillons Plus Shopper's Card to Your Account?

Do you already have a Plus Shopper's Card or Alt ID? Register your Plus Shopper's Card to take full advantage of your Dillons.com account. When you add you Plus Shopper's Card to your account, you can access hundreds of digital coupons, track your savings and fuel points, and more! Don't have a card? No problem! [Get a Digital Plus Shopper's Card online today.](#)

* Plus Shopper's Card-OR-Alt ID Number:
415xxxxxxx

* Last Name:
name

Save Skip this step



If you receive an error message when completing this step, contact (800) 362-2183 for assistance.

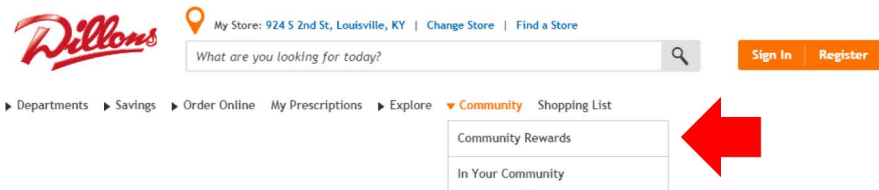
Step 3:

For this step you'll need the Plus Shoppers card or phone number (Alt-ID) you use when you shop with us.

Enter the 12-digit number from the back of your Plus Shoppers card or your 10-digit phone number (Alt-ID) in the field provided.

Enter the last name you used when you filled out the application for your card.

Enrolling Your Plus Card in Community Rewards



Departments Savings Order Online My Prescriptions Explore Community Shopping List

Community Rewards
In Your Community



Step 1:

In your browser type in www.dillons.com/communityrewards

Or

From our homepage click on the "Community" link at the top of the page and then select "Community Rewards".



Departments Savings Order Online My Prescriptions Explore Community Shopping List

Kroger Community Rewards®

Giving More Back to the Community!

Kroger is committed to helping our communities grow and prosper. Year after year, local schools, churches and other nonprofit organizations will earn millions of dollars through Kroger Community Rewards®.

Kroger Community Rewards® makes fund-raising easy...all you have to do is shop at Kroger and swipe your Plus Card!

Sign In or Create an Account to Enroll

Once signed in you can enroll or update your Community Rewards under your Account Settings.

Sign In Account



Are you an organization looking to apply?

Apply Now

Step 2:

Sign in using your new or existing online account.

Enrolling Your Plus Card in Community Rewards



My Store: 924 S 2nd St, Louisville, KY | Change Store | Find a Store

What are you looking for today?

My Account Sign Out

Departments Savings Order Online My Prescriptions Explore Community Shopping List

Kroger Community Rewards®

Giving More Back to the Community!

Kroger is committed to helping our communities grow and prosper. Year after year, local schools, churches and other nonprofit organizations will earn millions of dollars through Kroger Community Rewards®.

Kroger Community Rewards® makes fund-raising easy...all you have to do is shop at Kroger and swipe your Plus Card!

Enroll Now



Are you an organization looking to apply?

Apply Now

Step 3:

Click on **“Enroll Now”**

Find your Organization

Enter our organization's number or at least 3 letters of our organization's name and click 'Search'.

TOPEKA SPAY NEUTER PROJECT

Search

[View All Organizations](#)

Select your Organization

View: 25 per page

Previous 1 2 3 4 5 Next

Organization Name	Address	Number
<input checked="" type="radio"/> Topeka Spay Neuter Project	PO Box 232, Topeka KS, 66601	47513
<input type="radio"/> Abundant Life Ministries Church of God	1705 Irvine Road, Richmond KY, 40475	83091
<input type="radio"/> All Nations Church of God	13479 Route 37 North, Marion IL, 62959	12242
<input type="radio"/> Alum Springs 1st Church of God	3758 Alum Springs Road, Danville KY, 40422	58765
<input type="radio"/> Antioch Christian Church	5362 Paris Pike, Lexington KY, 40511	10726
<input type="radio"/> Antioch Church	7315 Southside Dr, Louisville KY, 40214	12768
<input type="radio"/> Apostles Anglican Church	200 Colony Blvd., Lexington KY, 40502	11508
<input type="radio"/> Arlington Christian Church Chancel Choir	1206 N. Limestone, Lexington KY, 40505	10216
<input type="radio"/> Arnold View Free Will Baptist Church - Youth Group	5115 Arnold View Lane, Creal Springs IL, 62922	10989

Click 'Enroll' to complete your enrollment.

Enroll

Previous 1 2 3 4 5 Next

Account Summary

✓ Your enrollment in the Community Rewards Program has been updated. Thank you for participating!

Community Rewards

Organization Name:
TOPEKA SPAY NEUTER PROJECT

Organization Number:
47513

Enrollment Date:
02/07/2015

Edit

Cancel Enrollment

Step 4:

Enter your Organization's number or name in the search bar.

Select our Organization and click on **“Enroll”** to save.

Step 5:

Confirm your enrollment was completed successfully.

You can always change or cancel your enrollment by logging into your online account.

**THANK YOU FOR
SUPPORTING US!**



TOPEKA SPAY NEUTER PROJECT

PLEASE SPAY/NEUTER